



TABE 11 & 12 Resources Update

Lisa Williams and Jane Silveria
FL Department of Education
Jan. 30, 2019

Objectives

Participants will be updated on TABE 11 & 12 current and future changes and available resources:

- How to become a Certified TABE Administrator
- How to recertify
- Available resources
- Future TABE
- Questions & Answers



TABE 9 & 10

- Expired on 12/31/2018
- You MAY NOT use this test now



TABE 11 & 12 Certification

Two options:

- If already certified on TABE 9 & 10, you may use the recertification module
- If you have never been certified on TABE 9 & 10 or 11 & 12, you will use the How to Administer TABE module
- Both of these are found on www.floridaipdae.org
- You must register (free) to access the modules



TABE 11 & 12 Resources

- Preparing for the TABE

http://www.fldoe.org/core/fileparse.php/7522/urlt/0061349-tab_e_book4web.pdf

- Initial placement of adult education students guidelines

<http://www.fldoe.org/core/fileparse.php/7522/urlt/TABE1112-IPFC.pdf>

- Post-testing and determination of learning gains guidelines

<http://www.fldoe.org/core/fileparse.php/7522/urlt/TABE1112-PosttestLCPFC.pdf>

TABE 11 & 12 Resources

- TABE 11 & 12 FAQs

<http://www.fldoe.org/core/fileparse.php/7522/urlt/TABE1112-FAQs.pdf>

- State Data Reporting procedures

<http://www.fldoe.org/core/fileparse.php/7522/urlt/TABE1112-SSRP.docx>

TABE 11 & 12 Resources

- TABE 11 & 12 information


www.tabetest.com

- TABE scale score to grade equivalents (CTE)

<http://www.fldoe.org/core/fileparse.php/5652/urlt/TABE-scalescore-gradelevel.rtf>

TABE Learning Materials

- *New Readers Press*
 - TABE test prep
- *ExamSam*
 - Math Practice
 - Prep and Practice
- *Essential Ed*
 - TABE Academy
- *Paxen Publishing*
 - TABE Tutor
- Any materials based on the college and career readiness skills





Maximum Allowable Time

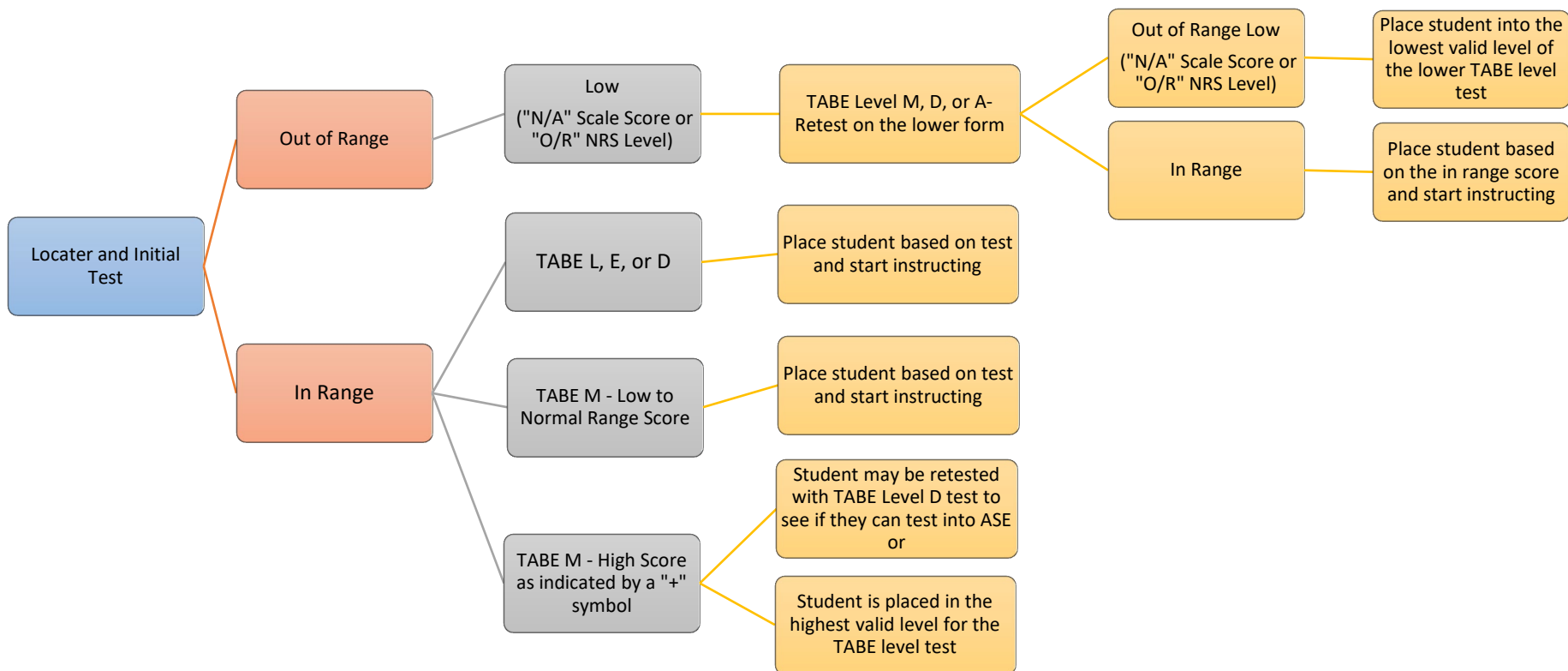
Level	Reading Part 1	Reading Part 2	Language	Math Part 1	Math Part 2
L	35 minutes	60 minutes	60 minutes	75 minutes	N/A
E	60 minutes	60 minutes	60 minutes	75 minutes	N/A
M	60 minutes	60 minutes	60 minutes	60 minutes	15 minutes
D	60 minutes	60 minutes	60 minutes	40 minutes	35 minutes
A	60 minutes	60 minutes	60 minutes	30 minutes	45 minutes
Locator	40 minutes	N/A	25 minutes	15 minutes	15 minutes

Scale Scores and NRS Levels

Reading						
	NRS Level 1	NRS Level 2	NRS Level 3	NRS Level 4	NRS Level 5	NRS Level 6
TABE L	300-441	442-500	n/a	n/a	n/a	n/a
TABE E	300-441	442-500	501-535	n/a	n/a	n/a
TABE M	n/a	442-500	501-535	536-575	n/a	n/a
TABE D	n/a	n/a	501-535	536-575	576-616	n/a
TABE A	n/a	n/a	n/a	536-575	576-616	617-800
Mathematics						
	NRS Level 1	NRS Level 2	NRS Level 3	NRS Level 4	NRS Level 5	NRS Level 6
TABE L	300-448	449-495	n/a	n/a	n/a	n/a
TABE E	300-448	449-495	496-536	n/a	n/a	n/a
TABE M	n/a	449-495	496-536	537-595	n/a	n/a
TABE D	n/a	n/a	496-536	537-595	596-656	n/a
TABE A	n/a	n/a	n/a	537-595	596-656	657-800
Language						
	NRS Level 1	NRS Level 2	NRS Level 3	NRS Level 4	NRS Level 5	NRS Level 6
TABE L	300-457	458-510	n/a	n/a	n/a	n/a
TABE E	300-457	458-510	511-546	n/a	n/a	n/a
TABE M	n/a	458-510	511-546	547-583	n/a	n/a
TABE D	n/a	n/a	511-546	547-583	584-630	n/a
TABE A	n/a	n/a	n/a	547-583	584-630	631-800

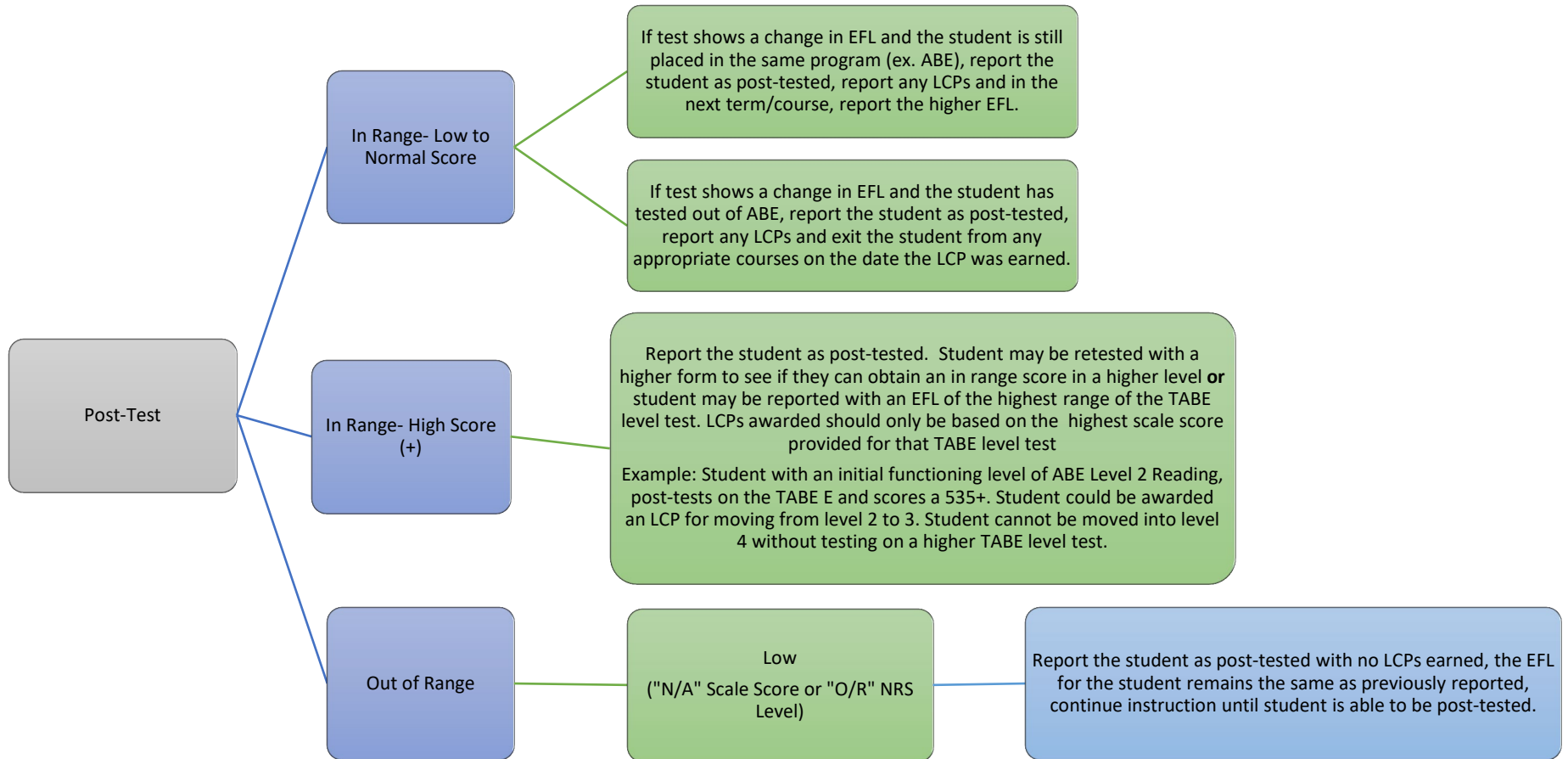
TABE 11/12 Procedures for Initial Placement of Adult General Education Students

The following procedures should be used when determining initial placement for new students using the TABE 11/12 assessment (Effective beginning 2/20/18)
State policy: New students must be tested and obtain a reportable initial educational functioning level within the first 12 hours of instruction.



TABE 11/12 Procedures for Post-testing and Determination of Learning Gains of Adult General Education Students

The following procedures should be used when post-testing students and to determine reportable learning gains based on post-test results using the TABE 11/12 assessment (Effective beginning 2/20/18)



Just a few reminders

- Time changes
- NRS levels – no changes
- Must use the locator for initial testing
- No out of range high scores
- Out of range low only on M, D and A
- Only scale scores that show “NA” need to retest, no need to retest “+” or “-” scale scores



TABE 11 & 12

A view through my crystal ball

- Post-testing guidelines
 - Has been submitted to publisher for approval
 - Will be posted under Adult Education Assessment Resources webpage
<http://fldoe.org/academics/career-adult-edu/adult-edu/assessment-resources.stml>
- Interpreting TABE for teachers module
 - IPDAE
- Retirement
 - April 2019
 - New Contact: Lisa Williams



Thank you !

Data Recognition Corporation - CTB

Michael Johnson MJohnson@datarecognitioncorp.com

Christine Kirk ckirk@datarecognitioncorp.com

FL DOE

Jane Silveria, CTE Assessment/TABE

850-245-9022, Fax: 850-245-9019

Jane.silveria@fldoe.org

Lisa Williams, Adult Assessment

850-245-7884

Lisa.Williams@fldoe.org

